MPDS/SRS TOOLS FOR SCHEME ADMINISTRATORS

Institution of MECHANICAL ENGINEERS

Version 1.0
2025

Improving the world through engineering

CONTENTS

INTRODUCTION **2**

1 ACCESSING MPDS/SRS TOOLS **3**

2 SCHEMES **5**

3 DEVELOPING ENGINEERS **6**

3.1 DE Section Overview 7

3.2 Detailed DE View 10

3.3 DE Late submissions 12

3.4 Viewing DEs Quarterly Reports/Plans 14

3.5 DE Competence Reports 15

4 MENTORS **16**

4.1 The Mentor View 16

4.2 List of DEs 18

4.3 Lateness of reporting 18

4.4 The Mentors training record 19

4.5 Delegate mentors 20

FREQUENTLY ASKED QUESTIONS **21**

INTRODUCTION

The Role of the Scheme Administrator

The **Scheme Administrator (SA)** plays a pivotal role in the effective management and overall success of a **Monitored Professional Development Scheme (MPDS)**. As a central figure in maintaining the health and smooth operation of the scheme, the SA ensures that all participants – Developing Engineers (DEs) and Mentors – are supported and engaged throughout their MPDS journey.

This role is typically held by someone within **Learning and Development** or **Human Resources**, although it may also be fulfilled by a **registered engineer** with a strong understanding of professional development processes.

To be effective, a Scheme Administrator should be capable of:

- Providing clear guidance and support to both DEs and Mentors
- Monitoring progress and ensuring timely completion of MPDS activities
- Promoting engagement and accountability across the scheme

It is the expectation that all Scheme Administrators complete the appropriate MPDS training. The training is delivered via a short training video. A link to this video is available on the main landing page of the MPDS site:

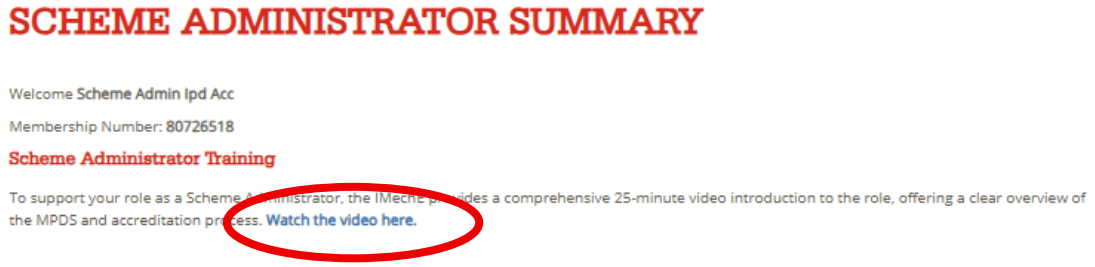

Purpose of This Guide

This guide is designed to equip Scheme Administrators with **practical insights and step-by-step guidance** on how to make the most of the MPDS Tools. By following the recommendations and best practices outlined here, Scheme Administrators can ensure their scheme runs **efficiently, effectively, and in alignment with IMechE standards**.

1 ACCESSING MPDS/SRS TOOLS

Log onto the MPDS/SRS Tools for Scheme Administrators via https://www.imeche.org/ and your personal IMechE account. You will need to be a registered Scheme Administrator or Scheme Owner to access the MPDS Tools:

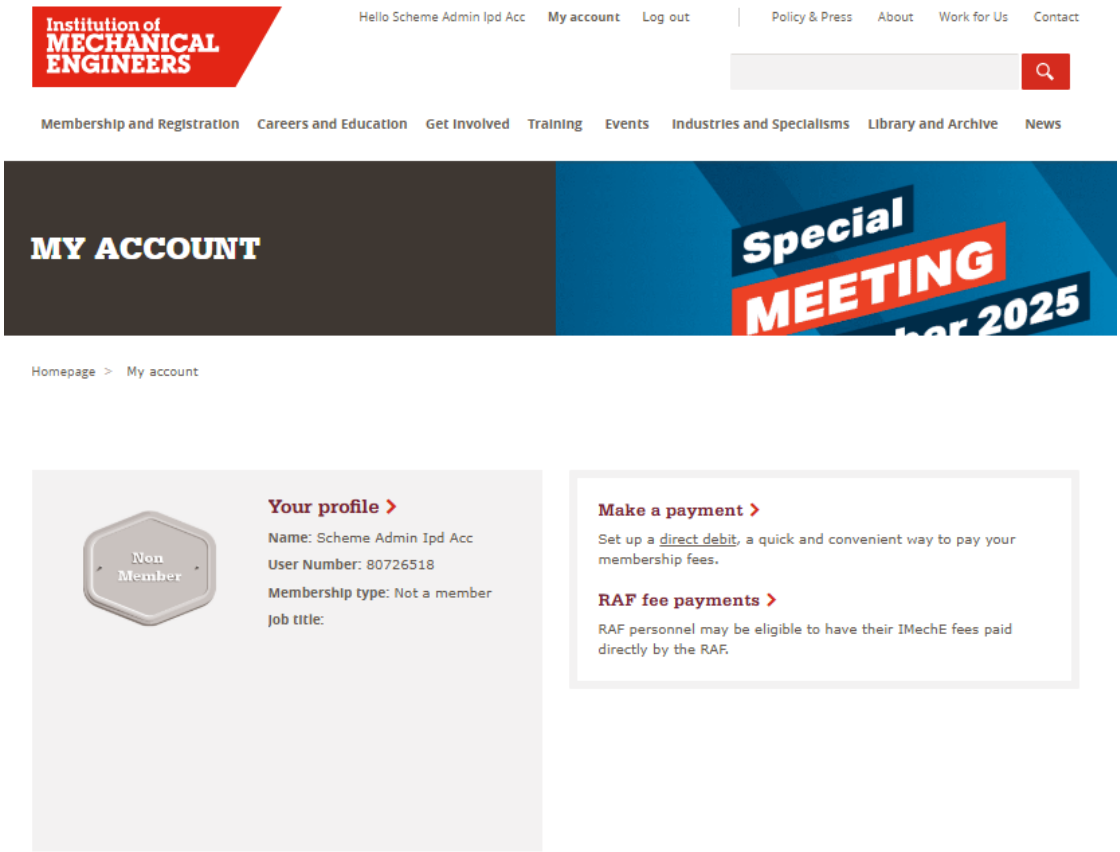

Navigate to the section titled **'Your Professional Development'** on your account dashboard, as shown below:

Click on the option for **'MPDS/SRS Tools for Scheme Administrators.'**

After clicking on **'MPDS/SRS Tools for Scheme Administrators'** the Scheme Administrator Summary page will open in a new window, this shows the following sections in the order they appear on the landing page:

- **Schemes**
- **Developing Engineers**
- **Mentors**

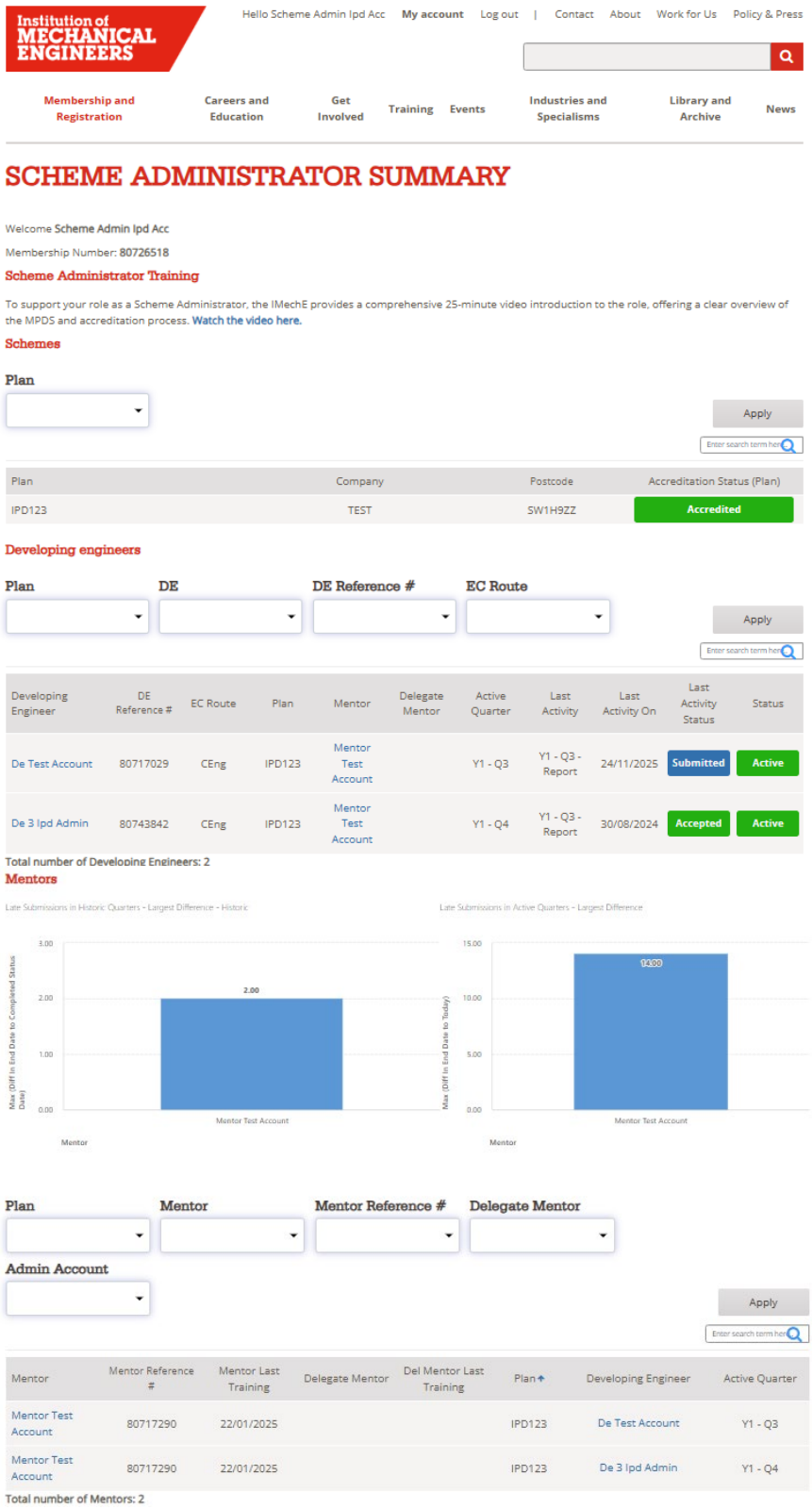

2 SCHEMES

The Schemes section will list all company sites/locations included on your scheme, and will include:

- The 'Plan no' i.e., PDSxxx which is your Scheme reference number. This should be used in all correspondence regarding your Scheme.
- The Company Names. If a Scheme has multiple sites these will all be displayed here and identified by their postcode.
- Accreditation Status of each plan/site. The status is indicated by a **traffic light system**, which updates as schemes progress through the IMechE accreditation process.

SCHEME STATUS INDICATORS

Accredited – Scheme is accredited. This status is displayed in green.

Registered – When a Scheme is showing as 'registered' it covers multiple scenarios, some of which are listed below.

- The scheme could be new and going through IMechE accreditation for the first time, or a returning scheme which is being 're-registered.'
- The Company has either yet to book an accreditation visit date or has secured a visit date in the future.
- The company has had their accreditation visit and is awaiting the outcome.

What is guaranteed is at this point the company have paid their IMechE Accreditation application fee. This status is displayed in orange.

Cancelled – Schemes which have lapsed or have not engaged with us and have been cancelled. This status is displayed in red.

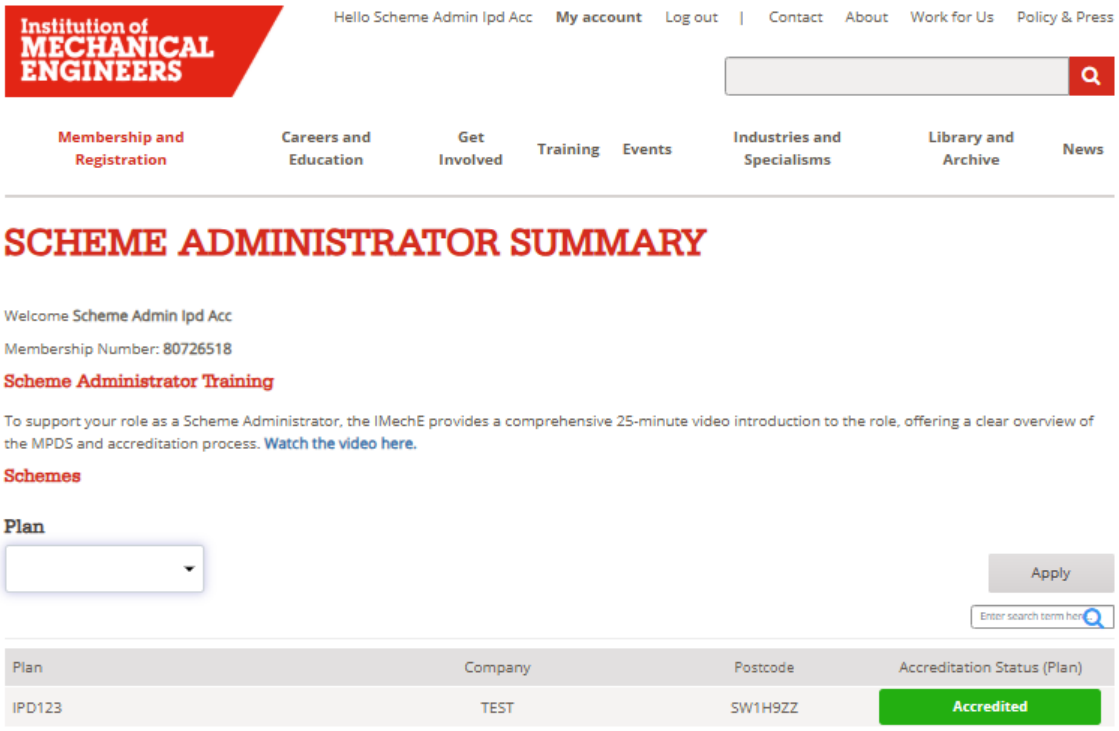

Should any of your sites which operate MPDS be missing from the list please contact IPD@imeche.org.

3 DEVELOPING ENGINEERS

The DE section provides a snapshot of your DEs data. Depending on how many DEs you have on your scheme there may be more than one page. Each page contains up to 10 lines of information. You can use the dropdown options on the Plan, DE, DE Reference # and EC route, to narrow down your search.

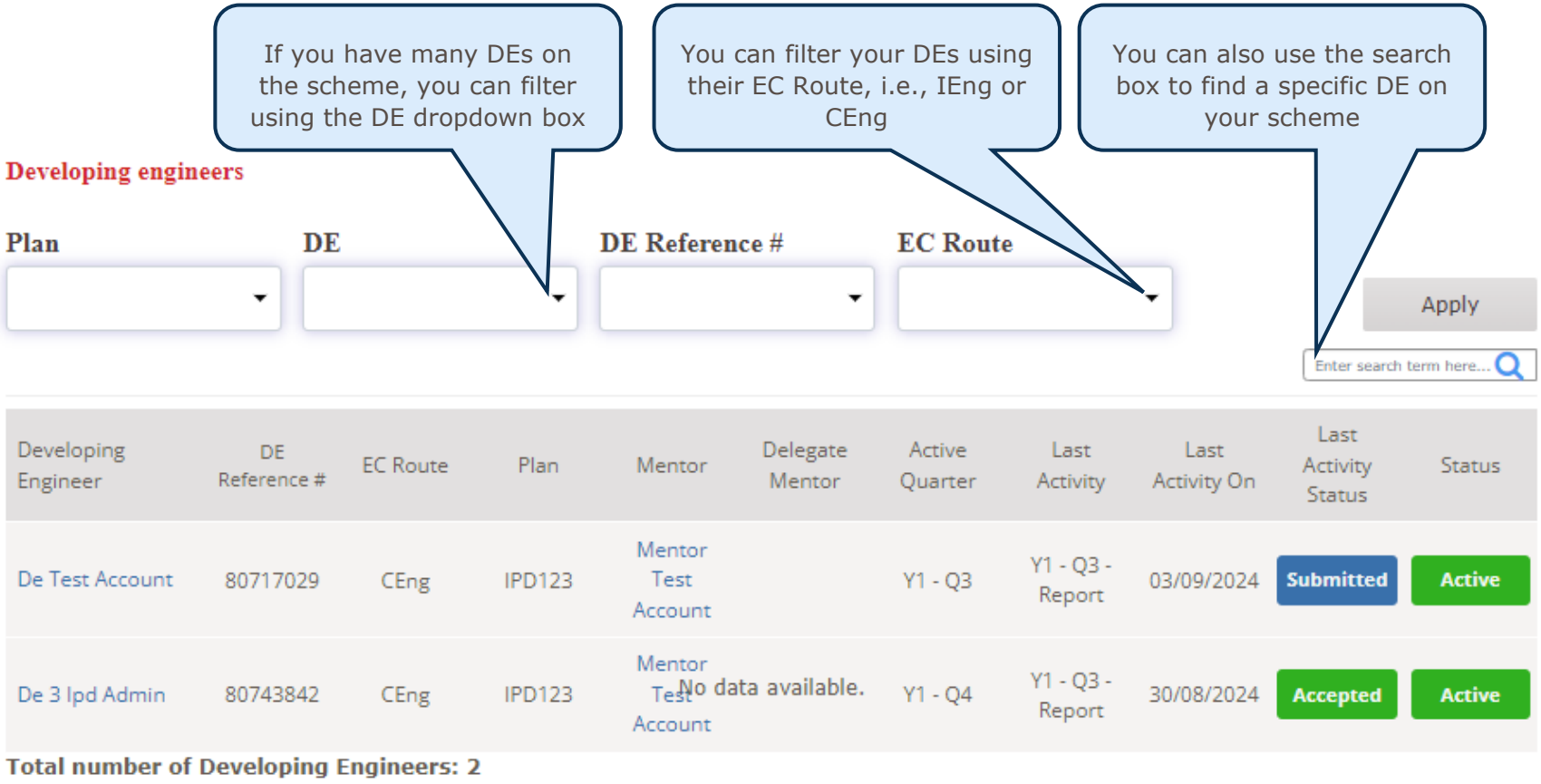

Please note that this screen cannot be downloaded, however should you need a list of your DEs, or if any of your DEs are missing or need to be removed from your scheme, please contact MPDS@imeche.org.

3.1 DE Section Overview

DEVELOPING ENGINEER

The Developing Engineer screen will display the names of all the DEs on your scheme. Clicking on a DE's name will navigate you to a new page which will show more detailed information on that specific DE and where they are on MPDS. For easier navigation, consider opening the DE's detailed information page in a new browser tab. Section 3.2 provides further information.

MEMBERSHIP NUMBER (DE REFERENCE #)

This is the DE's unique IMechE membership number.

EC ROUTE

This is the route the DE is taking through MPDS to develop competences towards professional registration, i.e., CEng or IEng.

PLAN

This is the IMechE MPDS Plan number, otherwise known as the Professional Development Scheme (PDS) reference the DE is attached to, i.e. PDSxxx.

MENTOR

This will display the name of the mentor assigned to each DE. Clicking on a mentor's name will navigate you to a new page which will show more detailed information on that specific mentor. Section 4.0 provides further information.

DELEGATE MENTOR

This will display the name of a delegate mentor assigned to a DE. If a delegate mentor has not been assigned to a DE, then this section will be blank. Clicking on a delegate mentor's name will navigate you to a new page which will show more detailed information on that specific delegate mentor. Section 4.5 provides further information.

ACTIVE QUARTER

This column outlines a DE's progress in their MPDS journey. In Years 1 and 2, DEs must complete a report each quarter, except for quarter 4, which is optional due to the required annual assessment. To ease the workload in Years 3 and 4, reports for quarters 1 and 3 are optional, while quarter 2 and the annual assessment remain mandatory. If your company prefers compulsory reporting for all quarters, please contact MPDS@imeche.org to request this change.

LAST ACTIVITY, LAST ACTIVITY ON AND STATUS.

These three columns are linked and are useful indicators on the DE's most recent activity. The information provided here is helpful as lateness of reporting is a common issue on MPDS and is a regular condition of accreditation applied to schemes. If lateness occurs, these three sections can help indicate where the problem lies, for example, with the DE or the Mentor.

- **Last Activity** – This displays the last thing the DE worked on i.e. a quarterly report or annual assessment, and what year and quarter this was for, e.g. Y1 – Q3 Report.
- **Last Activity On** – This relates to the last activity above and shows the date of the DE's last activity.
- **Last Activity Status** – This indicates what the status of that activity is, for example what stage the DE is at with producing their report or annual assessment, e.g., is it in draft format, submitted (to the DE's mentor) or Accepted (by the mentor).

The examples below display the different stages a DE's activity status goes through as they progress with a quarterly report or annual assessment, along with explanations on their activity:

EXAMPLE 1 – DE WITH A DRAFT REPORT

The DE's active quarter is Year 1, Quarter 3

The last time the DE worked on the report was 25 June 2024

Developing Engineer	DE Reference #	EC Route	Plan	Mentor	Delegate Mentor	Active Quarter	Last Activity	Last Activity On	Last Activity Status	Status
De Test Account	80717029	CEng	IPD123	Mentor Test Account		Y1 - Q3	Y1 - Q3 - Report	25/06/2024	Draft	Active

This indicates the DEs most recent activity is the Y1, Q3 report.

The DE has started their report but not yet submitted the report to their Mentor for review.

EXAMPLE 2 – DE HAS SUBMITTED REPORT

Developing Engineer	DE Reference #	EC Route	Plan	Mentor	Delegate Mentor	Active Quarter	Last Activity	Last Activity On	Last Activity Status	Status
De 3 Ipd Admin	80743842	CEng	IPD123	Mentor Test Account		Y1 - Q3	Y1 - Q3 - Report	30/08/2024	Submitted	Active

The DE has submitted their report. As their Mentor has not yet approved the report it is still showing as Submitted.

EXAMPLE 3 – MENTOR ACCEPTED REPORT

Developing Engineer	DE Reference #	EC Route	Plan	Mentor	Delegate Mentor	Active Quarter	Last Activity	Last Activity On	Last Activity Status	Status
De 3 Ipd Admin	80743842	CEng	IPD123	Mentor Test Account		Y1 - Q4	Y1 - Q3 - Report	30/08/2024	Accepted	Active

The Mentor has approved the report.

3.2 Detailed DE View

If you want to view the DE's record in more detail you can drill into their record, by clicking on the DE's name. The screen below then opens:

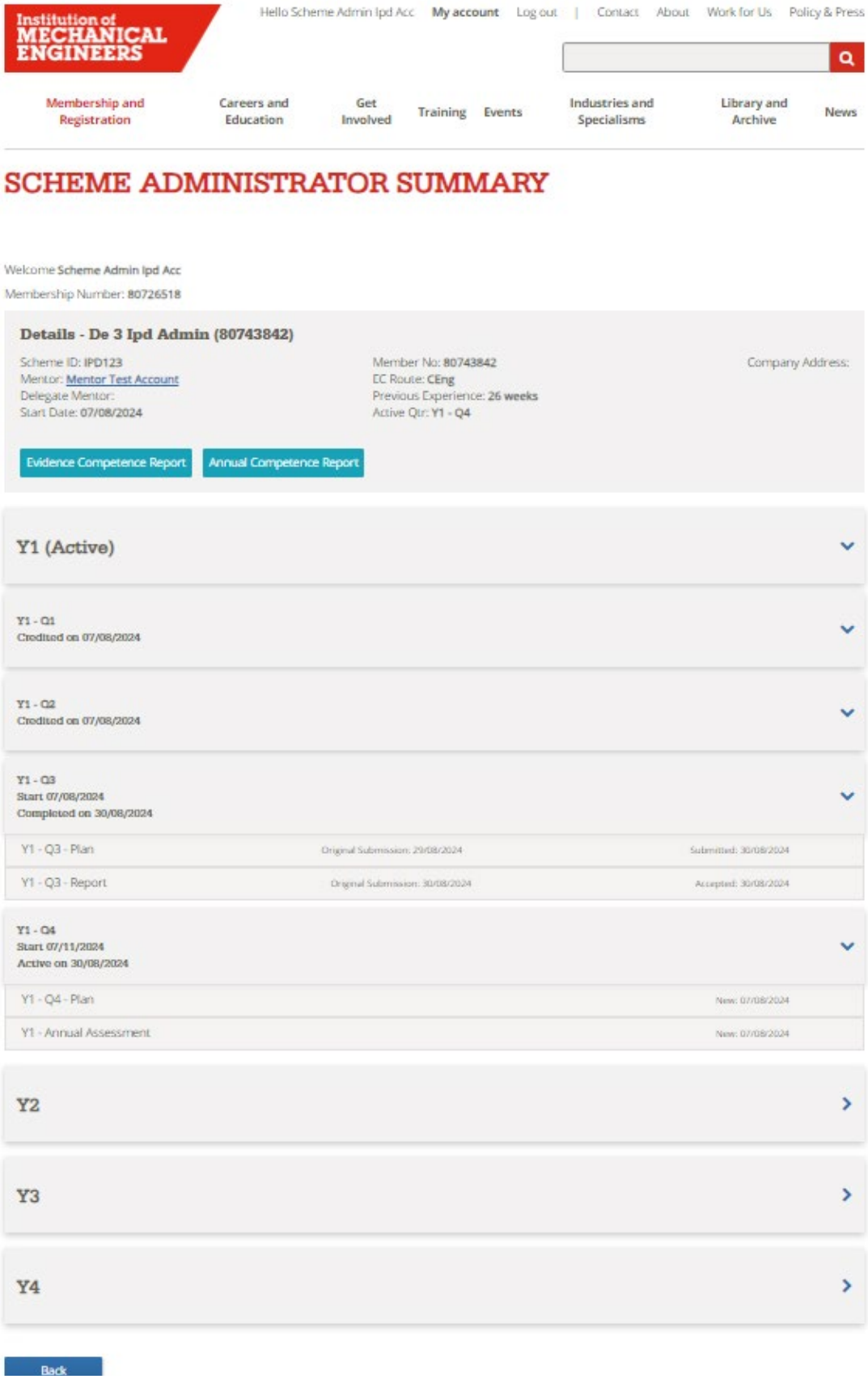

So what information is this screen above providing us with, and what should the SA be checking for?

SCHEME ADMINISTRATOR SUMMARY

Welcome **Scheme Admin Ipd Acc**

Membership Number: **80726518**

Details - De 3 Ipd Admin (80743842)

Scheme ID: **IPD123**
Mentor: Mentor Test Account
Delegate Mentor:
Start Date: **07/08/2024**

Member No: **80743842**
EC Route: **CEng**
Previous Experience: **26 weeks**
Active Qtr: **Y1 - Q3**

Company Address:

Evidence Competence Report | Annual Competence Report

The top section of the page tells you:

- The DEs name and IMechE membership number
- Scheme ID No i.e., PDSXXX or APPXXX
  - Should this be incorrect please contact MPDS@imeche.org
- The Mentors name and any delegate mentor assigned to the DE
- Start date - the date they started/registered on MPDS
- The route they are taking through MPDS i.e., IEng or CEng
- Any previous experience credited - this is shown in number of weeks
- The DEs Active Quarter on MPDS
- The DEs Company name and address details
  - Should these be blank or incorrect please contact MPDS@imeche.org
- The DEs Evidence Competence Report (where scored by the Mentor) and Annual Competence Reports can also be accessed here by clicking on the relevant blue boxes. A second screen will then open with the chosen report (see 3.4 DE Competence Reports for more detail).

Scrolling further down the screen you can see the DEs professional development progress record, and where they are in the scheme in more detail. This includes the dates when the DE was expected to start working on each quarter and when they completed that quarter. This is important information as it will help the SA keep track of any lateness.

Upon opening a DEs record, the DEs Active Year and Quarter will automatically be displayed – in the example below it is Y1 – Q4. Other years/quarters can be manually displayed by using the drop down arrows on the far right of each section.

The start date of each quarter is automatically generated when the record is created and is linked to the date the DE was **first registered on MPDS** (e.g., the DE above was registered on 07/08/2024), and as shown in the example below you will see that each new quarter is due to start on 7th of the month.

Using the example shown below the DE has been credited with 26 weeks previous experience, so the 1st quarter the DE would need to start work on was Y1 - Q3. (see Frequently Asked Questions for information on previous experience).

From the example we can see that the DE has completed Y1 - Q3 on 30/08/2024. We can see in this quarter that the DE submitted their Y1 - Q3 Report on 30/08/2024 and that the Mentor accepted the DEs report on the same day. However, we can also see that the DE originally submitted their Y1 - Q3 Plan to their Mentor for approval on 29/08/2024 and that this was submitted again on 30/08/2024, we can assume from this that the Mentor returned the Plan to the DE for additional work. The mentor now needs to log into their account to review/approve the latest submission.

The DE can now move into Y1 – Q4 immediately if they wish (you can see that Q4 became 'active' on the same date Q3 was completed), however the expected start date for Y1 – Q4 on this record is 07/11/2024. You can also see that in in Y1 - Q4 the standard options for the DE are to complete a Plan and an Annual Assessment. The Annual assessment replaces the standard Report option in every year. Should a Company wish the DE to also do a report in Q4, please contact MPDS@imeche.org. who can arrange that for you.

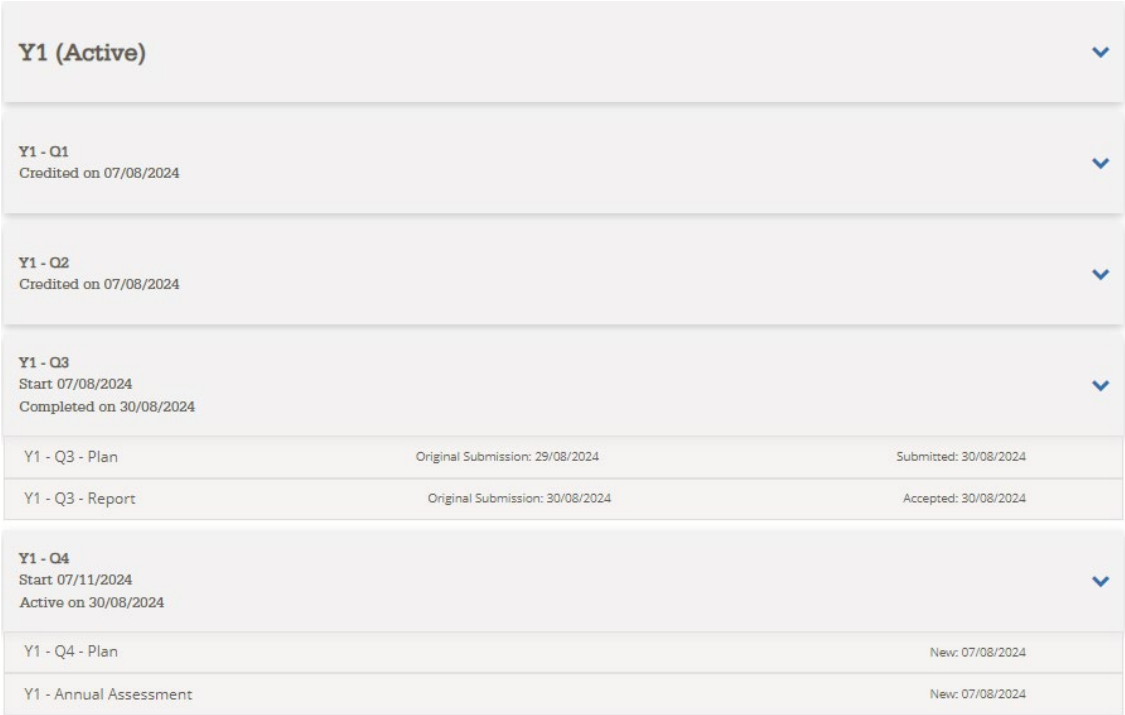

3.3 DE Late submissions

As the start date of each quarter is automatically generated when the DE was first registered on MPDS, if a DE does not log into the MPDS Tools and start working on their submissions in that quarter they will start to register as 'late'. As lateness is a common issue on MPDS and is something the IMechE Accreditation Pannel will be checking for, it is important that the Scheme Administrator follows up on this and identifies if this was due to the DE, the Mentor, or both.

LATENESS ON BEHALF OF THE DE

In the example below the DE was registered on the MPDS scheme on 01/01/2024, and as such Y1 - Q1 was due to begin on the same date and expected to be completed by 01/04/2024 (the start date of Y1 – Q2). However, we can see from the example below that the DE did not complete Y1 -Q1 until 16/05/2024 making the completion of this quarter two months late. Although the DE submitted their report and evidence on 16/05/2024, the system counts lateness as whole months i.e. April = 1 month and May = 2 months).

Since the DE's submission was marked as 'Accepted' on 16/05/2024, we can infer that the Mentor approved the report on the same day. Therefore, the delay in Q1 is not attributable to the Mentor.

Y1 (Active)

Y1 - Q1
Start 01/01/2024
Completed on 16/05/2024

Y1 - Q1 - Plan	Original Submission: 16/05/2024	Accepted: 16/05/2024
Y1 - Q1 - Report	Original Submission: 16/05/2024	Accepted: 16/05/2024
Y1 - Q1 - Evidence	Original Submission: 16/05/2024	Accepted: 16/05/2024

The DE was then expected to start Y1 – Q2 on 01/04/2024 and to have completed this quarter by 01/07/2024 (3 months later). However, we can see below that the DE actually completed Y1 - Q2 early, on 16/05/2024, allowing them to begin Y1 – Q3 early if they wish, and putting the DE back on track.

Y1 - Q2
Start 01/04/2024
Completed on 16/05/2024

Y1 - Q3
Start 01/07/2024
Active on 05/09/2024

Y1 - Q3 - Plan	Original Submission: 30/08/2024	Accepted: 30/08/2024
Y1 - Q3 - Report	Original Submission: 03/09/2024	Draft: 05/09/2024
Y1 - Q3 - Evidence	Original Submission: 20/05/2024	Accepted: 30/08/2024

Y1 - Q4
Start 01/10/2024
To-Do

Y1 -Q3 above shows the DE has submitted a Q3 Plan, and this was accepted by their Mentor on 30/08/2024. We can also see that the DE has started work on their Y1 -Q3 report as this is at 'draft' status, and we can see that the DE has submitted some evidence for this quarter on 20/05/2024 which was 'accepted' by their mentor on 30/08/2024.

LATENESS ON BEHALF OF THE DE AND MENTOR

The example below shows lateness on both the DE and Mentor's behalf. The DE is active in Y2 – Q1, and this quarter was due to be completed by 01/04/2023. We can see from the example that the DE did not submit their Q1 Evidence, and Report to their Mentor until 28/06/2023 (three months late), and that the Mentor returned the Evidence back to the DE on 06/01/2024 to do more work on, and that the Mentor did not accept the DE's Report until 26/02/2024 (eleven months late).

Y2 (Active)

Y2 - Q1
Start 01/01/2023
Completed on 26/02/2024

Y2 - Q1 - Evidence	Original Submission: 28/06/2023	Returned: 06/01/2024
Y2 - Q1 - Plan		New: 26/05/2023
Y2 - Q1 - Report	Original Submission: 28/06/2023	Accepted: 26/02/2024

A DE cannot jump into a new quarter until they have completed/submitted a report/assessment in their current quarter. If they try, they will see the following error message:

This submission is not in an active quarter and cannot be edited currently

3.4 Viewing DEs Quarterly Reports/Plans

You can view the content of the Reports and Plans a DE has submitted, and any comments listed from Mentors and Delegate Mentors. For Scheme Administrators this is in read only format.

From the DE screen click on the name of the DE you wish to look at. This will open the DE s record. Scroll down to the Year and Quarter you want to look at, in this example Y1 – Q1, and click on the Report. The Report will open in a new screen.

The report will include the DEs Plan objectives, and any evidence submitted to support the quarterly report. Below that is the DEs report, the DEs evaluation of the period in question, and any Mentors and Delegate Mentors comments are below that. Example Report below:

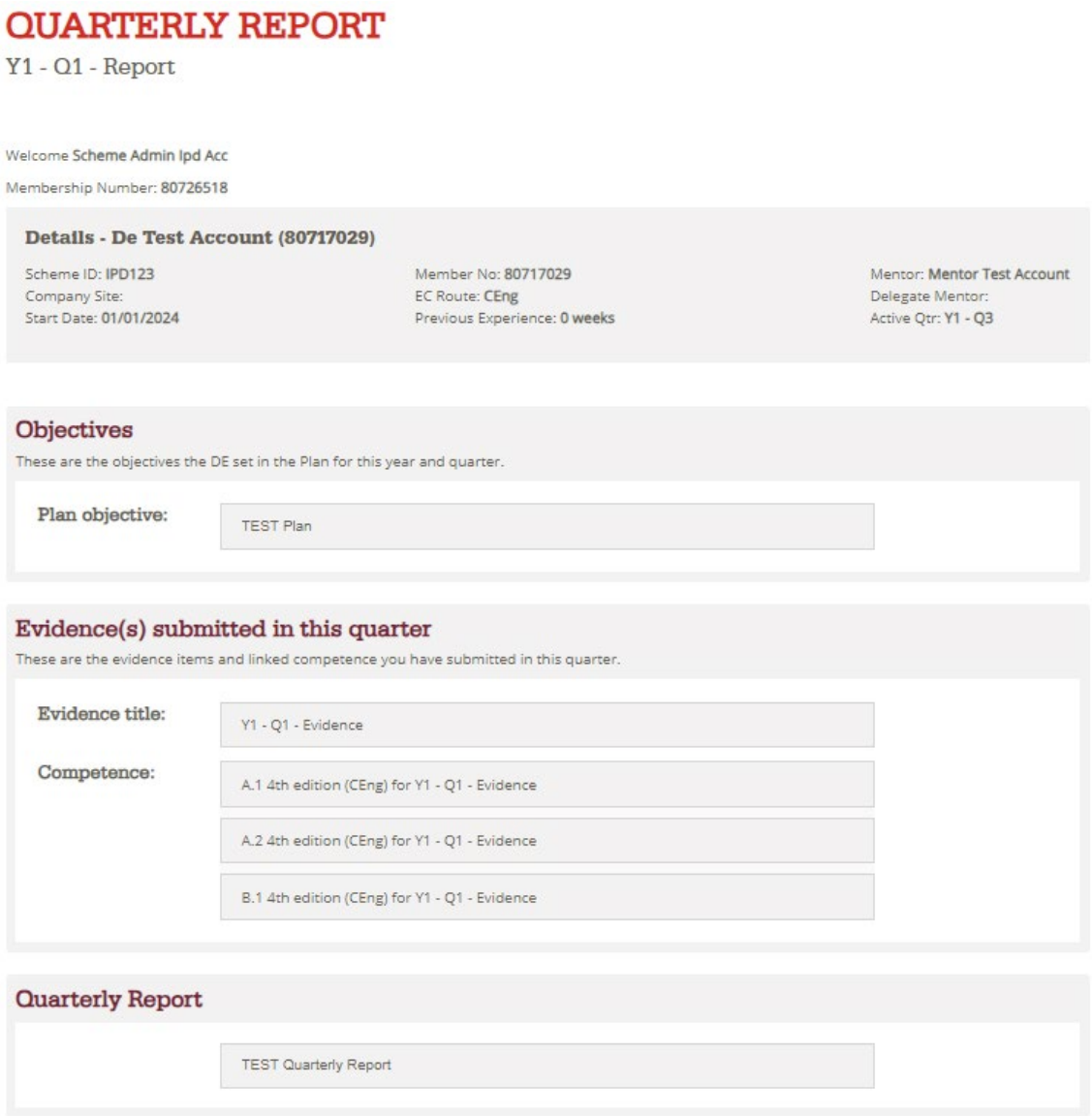

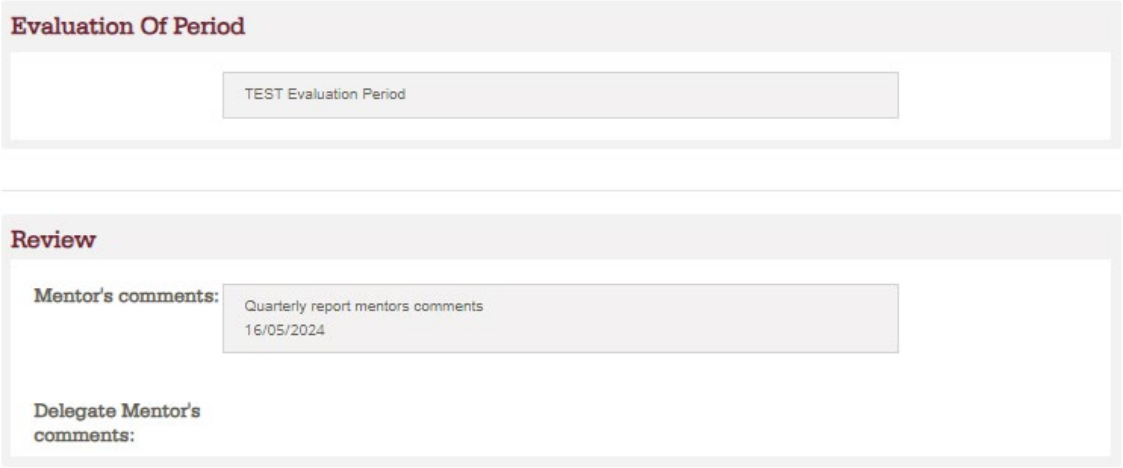

3.5 DE Competence Reports

From the DE details section at the top of the page, you can view competence reports by choosing the relevant blue box.

1 - Evidence Competence Report

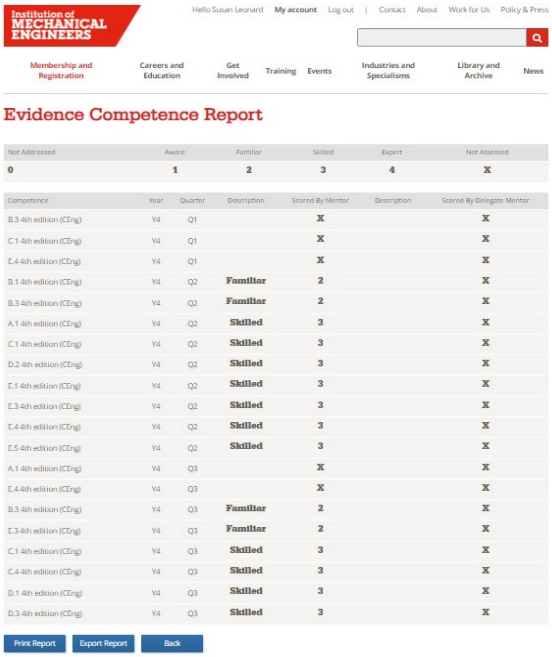

2- Annual Competence *Report*

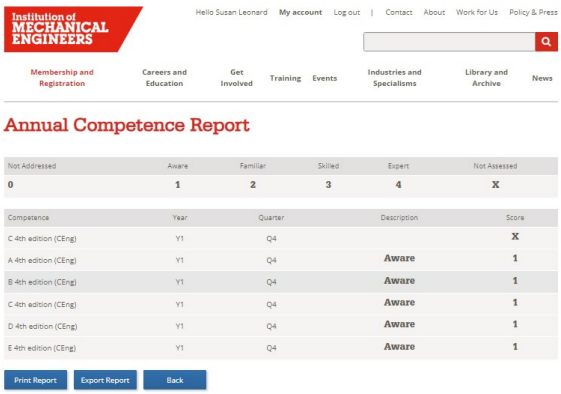

These reports detail the scores against the UK-SPEC competences which Mentors have applied.

4 MENTORS

4.1 The Mentor View

There are several ways to access a Mentor's record. One method is to navigate to the **Scheme Administrator Summary page** and click on the Mentor's name while viewing the list of DEs. This will open the Mentor's individual record for review.

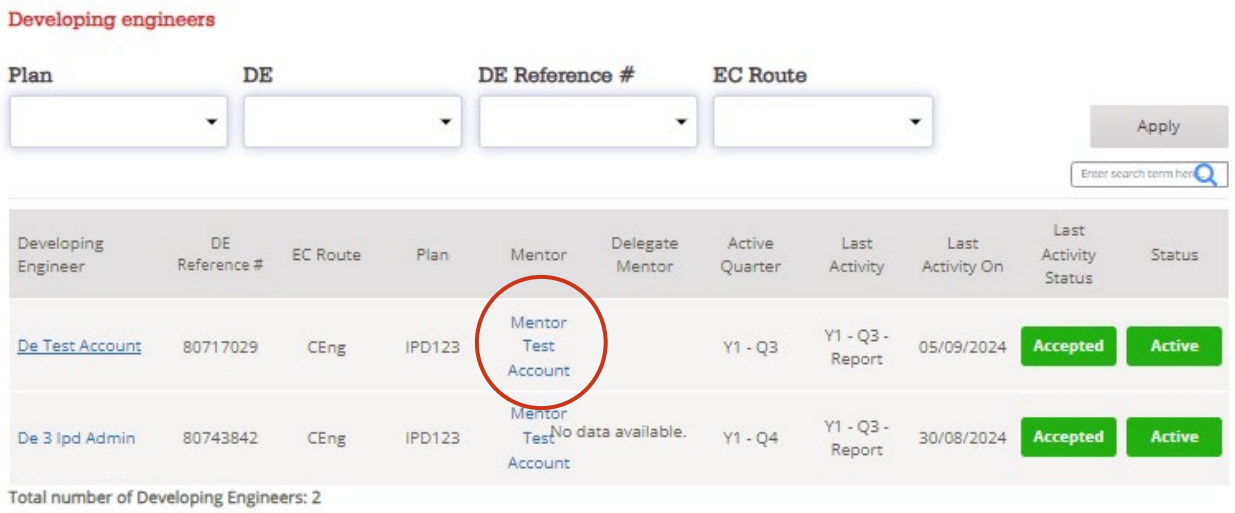

Or while you are in a DEs record by clicking on the Mentors name.

Or by scrolling down the Scheme Administrator Summary page until you come to the Mentors section and clicking on their name.

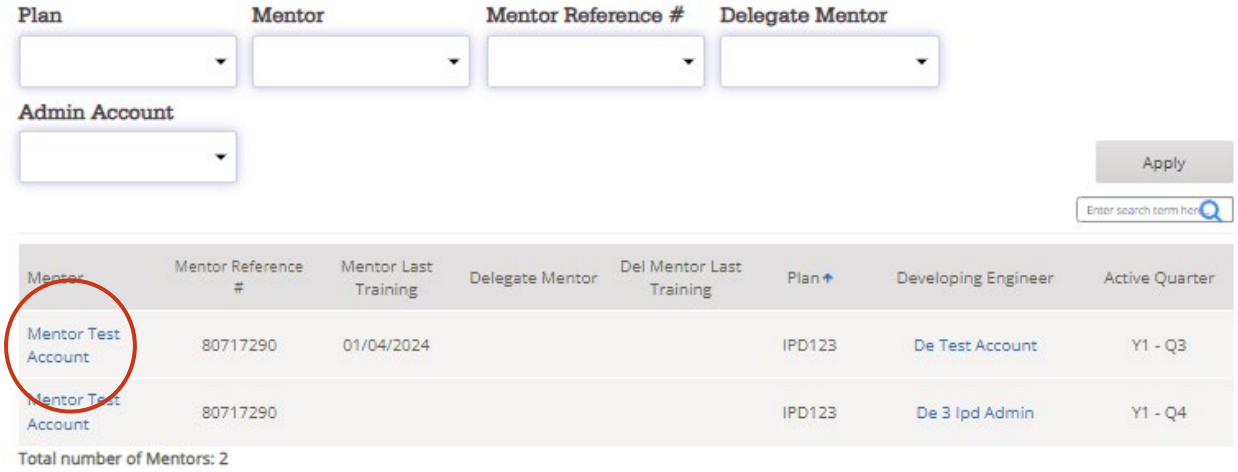

The Mentor screen displays all Mentors associated with your scheme. For each Mentor, the following details are shown:

- IMechE Reference Number
- Date of last Mentor training
- Any Delegate Mentors assigned to the DE
- Date of last Delegate Mentor training
- Plan/Scheme Number
- Name of the DE they are supporting
- The active quarter the DE is currently in

As with the DEs screen, you can sort any of the columns by clicking on the headers and using the dropdown options.

Note: If a Mentor supports multiple DEs, their name will appear once for each DE they are assigned to. This is because the data is derived from the DEs' records.

To view a Mentor's full record, simply click on their name. The detailed screen will then open.

Clicking on the dropdown arrow will expand the screen and show:

A. The names of the DEs the Mentor is assigned
B. Any lateness in the DEs reporting
C. The Mentors training record

4.2 List of DEs

In the example below, the Mentor is currently supporting two DEs: **DE Test Account** and **DE 3 Ipd Admin**. You can access each DE's individual record by clicking on their name directly from this screen.

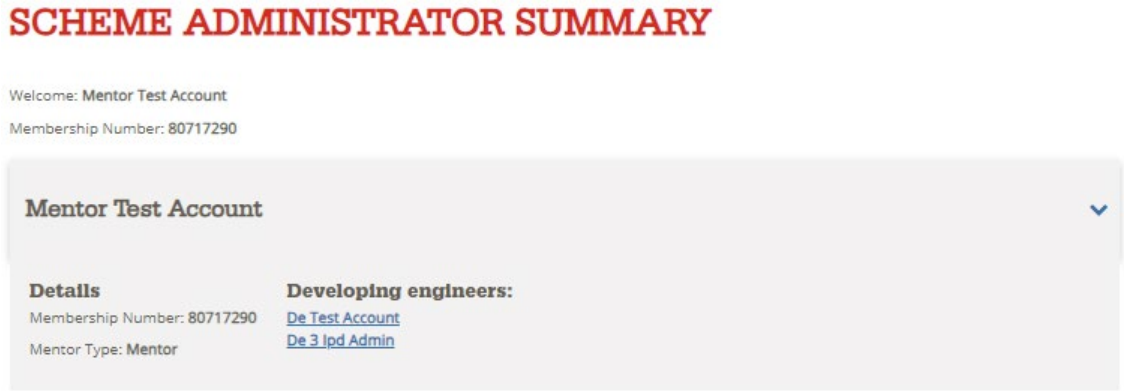

4.3 Lateness of reporting

The Mentor view provides visibility into both current and historical lateness in reporting from DEs assigned to each Mentor. Lateness is displayed in whole months, helping Scheme Administrators assess the performance of both DEs and Mentors within MPDS.

This report supports informed decision-making and enables timely remedial action where necessary.

To investigate further, click on the DE's name to return to their individual record. There, you can examine the specific quarters marked as late and determine the cause of the delay. For example:

- **DE-related delays** may include not starting an active quarter on time or failing to complete the previous quarter promptly.
- **Mentor-related delays** may involve late approval of submitted reports. This will be shown by the DE's submission date (e.g., submitted on XX date) and the Mentor's approval date (e.g., approved on YY date).

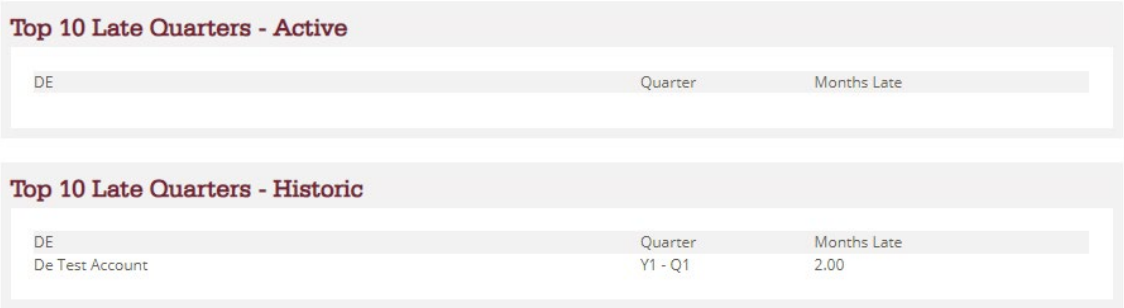

In the example above, the DE named **'DE Test Account'** is currently on target with their reporting for the active quarter. However, there is a record of historical lateness—for instance, in **Year 1, Quarter 1**, the DE was **two months late** in submitting their report.

The reports shown within each Mentor's record are directly linked to the graphs available under the **'Mentor'** section of the **Scheme Administrator Summary** page. While the Mentor view provides lateness data specific to DEs

assigned to that particular Mentor, the graphs offer a **scheme-wide overview** of reporting performance.

Both the reports and the graphs display lateness in **whole months**, enabling Scheme Administrators to monitor trends and identify areas requiring attention.

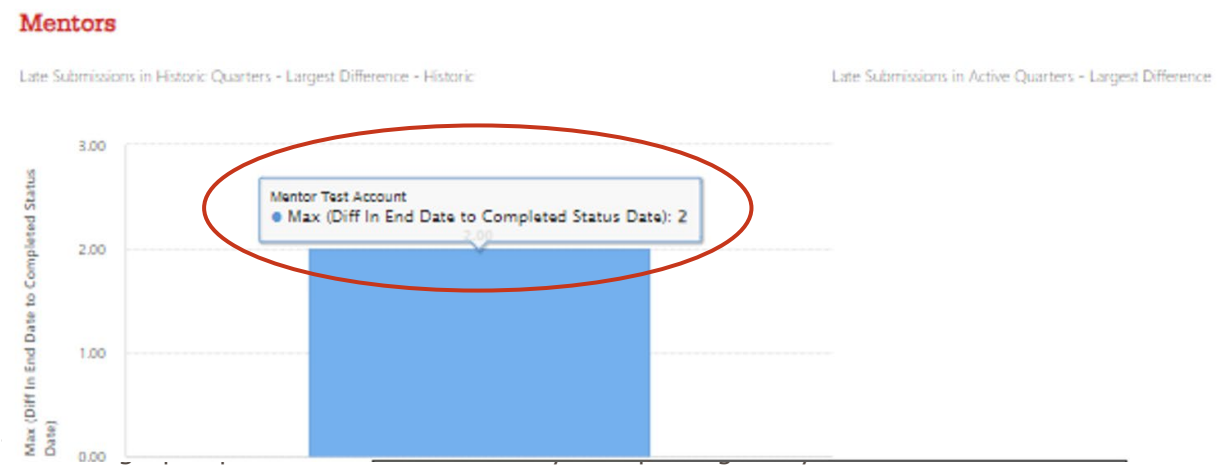

- **Left Graph:** Displays **historic lateness**
- **Right Graph:** Displays **current lateness**

When you hover your cursor over a column in either graph, a tooltip will appear showing details of who on the scheme is late.

Note: Lateness is shown under the **Mentor's name**, not the DE's. This is because Mentors are responsible for ensuring their DEs report on time. If lateness becomes a concern, any performance discussions regarding MPDS should be addressed with the Mentor in the first instance.

4.4 The Mentors training record

Once a Mentor has completed their training, they must update their MPDS record to reflect the following details:

- Confirmation that the training has been completed
- The type of training undertaken
- The date the training took place

Mentor training should be refreshed every three years. If the training is not updated within this period, the record will be marked as **'expired'**.

The example below demonstrates the type of information required, including training type, date, and current status.

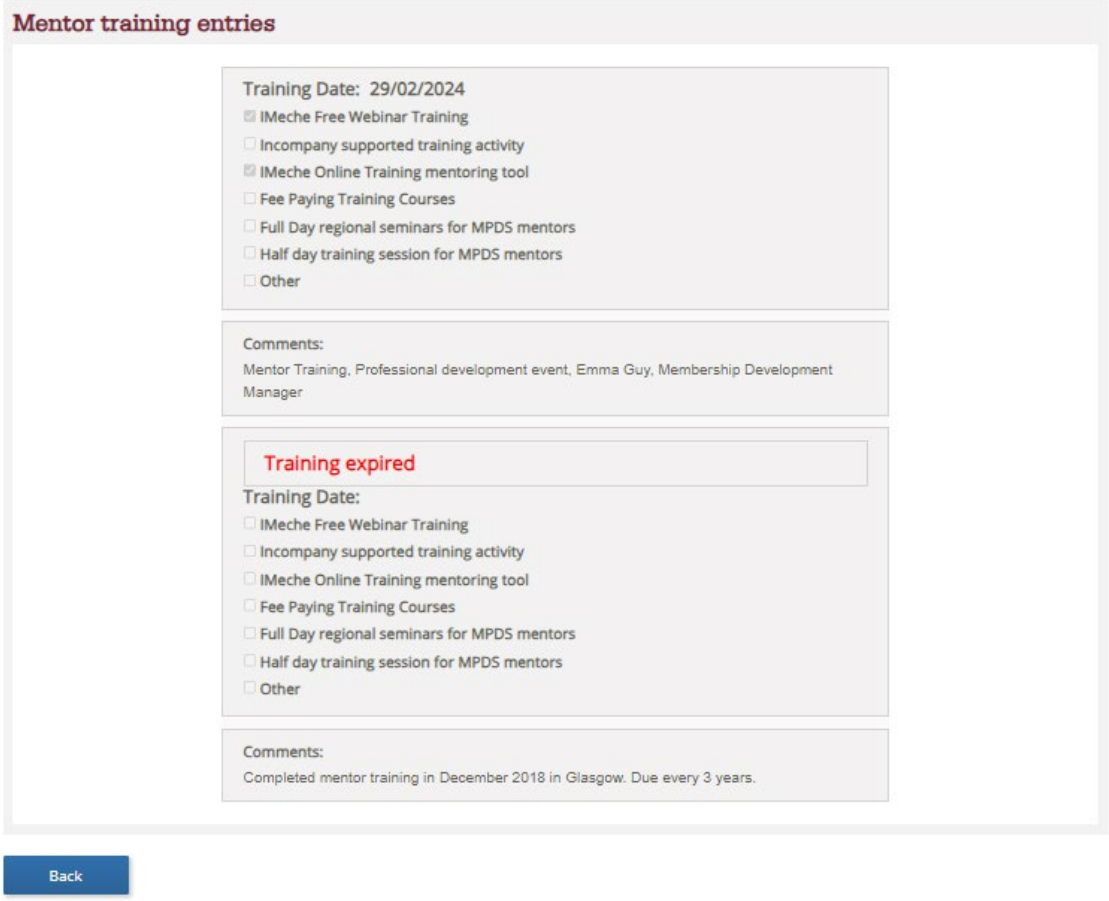

4.5 Delegate mentors

A **Delegate Mentor** is an experienced engineer who, while not necessarily professionally registered as a CEng or IEng, has the knowledge and expertise to review reports submitted by DEs. Although Delegate Mentors **cannot officially approve reports** within MPDS, they play a valuable role by providing constructive feedback and guidance to DEs.

Final approval of reports remains the responsibility of the DE's **registered Mentor**.

Delegate Mentors may be appointed in the following situations:

- When a company does not have enough registered Mentors to support all DEs
- When a DE is based in a remote location, making regular meetings with a registered Mentor challenging

Each Delegate Mentor may support **no more than two DEs**.

Delegate Mentors access MPDS tools in the same way as registered Mentors.

The MPDS Tools does not permit DEs currently enrolled on MPDS to act as Mentors or Delegate Mentors for other MPDS DEs.

To add a Delegate Mentor to your scheme, please contact: MPDS@imeche.org

FREQUENTLY ASKED QUESTIONS

Scheme Administration

Q: Can I remove DEs or Mentors from the scheme?
A: No, Scheme Administrators cannot remove DEs or Mentors directly. Please email MPDS@imeche.org with the individual's name and membership number, and the MPDS Team will process the removal.

Q: How do I add another Scheme Administrator?
A: First, create an IMechE user account at imeche.org/my-account/sign-in. Once registered and issued a membership number, email IPD@imeche.org to request Scheme Administrator access.

Q: Is it possible to export scheme data to a spreadsheet?
A: Currently, the MPDS/SRS Tools do not support exporting data. However, this feature is under consideration for future updates.

Q: Our organisation is expanding; how do we add additional sites to our MPDS?
A: To add additional UK and/or Global sites to your existing Accredited MPDS, you will need to compete a multi-site questionnaire. Please email IPD@imeche.org to request a copy.

Access and Technical Issues

Q: I can't access the 'MPDS/SRS Tools for Mentors'.
A: Access is restricted to users who are registered as Mentors. If you are not a Mentor, this section will not be available to you. Furthermore, Mentors may lose access to the online MPDS tools if they are no longer mentoring a developing engineer. They should contact mpds@imeche.org for assistance in this matter.

Q: I'm receiving an "Access Denied" error when trying to log in as a Scheme Administrator.
A: It is possible you do not have the appropriate permissions to access this part of the system. Please contact IPD@imeche.org and include your IMechE Account/User Reference Number for assistance.

Mentors and DE Support

Q: A Mentor is not approving reports in a timely manner, causing delays. What should we do?
A: If a Mentor is not providing adequate support, the DE should consider finding another Mentor. Any CEng or IEng within the company – or even externally – can act as a Mentor.

Q: Why are there no training dates listed for a Mentor?
A: This means the Mentor has either not completed training or has not updated their training record in MPDS. Scheme Administrators should regularly check and ensure Mentor training records are current.

Q: Can supporting DEs on MPDS count towards CPD?
A: Yes. Mentoring DEs, completing Mentor training, and related activities all count toward CPD. Learn more at: imeche.org/cpd/what-counts-as-cpd

---

Mentor Listings and Assignments

Q: We only have three Mentors – why are they listed more than once each in the Mentor section?
A: Mentors appear once for each DE they support. If a Mentor is assigned to multiple DEs, their name will be listed multiple times – once per DE.

Q: Some of our registered mentors are not listed in the Mentor section. Why is this?
A: Mentors will only appear listed while they are linked to at least one developing engineer on your scheme. When they are not linked to a developing engineer, they will not be listed. Mentors who have lost access to the online tools but wish to add details of mentor training should contact mpds@imeche.org to have their access restored.

Q: A DE now has a new Mentor. How do I update this?
A: Email MPDS@imeche.org with the new Mentor's name and membership number. Alternatively, the new Mentor can complete the Mentor Registration Form.

Reporting Requirements

Q: Are quarterly reports required in Q4? Why does it go straight to the Annual Report?
A: In Q4, only the **Annual Report** is mandatory. DEs may still submit a quarterly report if they wish, but it is not a requirement.

Q: Some quarterly reports are marked as optional. Can we make them compulsory?
A: In Years 3 and 4, Q1 and Q3 reports are optional by default. If your company prefers to make these reports mandatory, please contact MPDS@imeche.org to request this change.

Mentor Registration

Q: I am completing the online Mentor Registration Form but I am not a member of IMechE or another PEI. Can I leave the 'Institution' box blank?
A: No:

- If you are applying as a **Delegate Mentor** or **SRS Mentor** and are not a member of IMechE or another PEI, please enter **'None'** in the Institution field.
- If you are applying as an **MPDS Mentor**, you must be a member of IMechE or another PEI and should enter the name of the Institution.

DE Registration and Status

Q: Does a DE need to be a member of IMechE before registering onto MPDS?
A: Yes:

- **Undergraduates** must be registered as **Student Affiliate Members**.
- **Graduates** must apply for **Associate Membership**.

Both membership applications can be submitted at the same time as MPDS registration.

Alternatively, DEs who are members of another **Professional Engineering Institution (OPEI)** may also register. In this case, they must provide a copy of their most recent subscription letter/email or a valid OPEI ID card.

Q: How does a DE claim previous experience?
A: Full guidance on claiming previous experience is available in the Previous Experience Claims Guide.

Q: The DE is showing a "Status Reason" other than "Active." What does this mean?
A: Please contact MPDS@imeche.org with the DE's name, membership number, and the status reason shown. The MPDS Team will investigate further. If the status is **"Suspended,"** this may be due to reasons such as:

- Unpaid fees
- Lapsed membership
- No current link to a Mentor

Further investigation may be required to determine the exact cause.

Training and Development

Q: I'd like more information about Mentor Training or hosting an in-company seminar.

A: Contact the Membership Development team at mdm@imeche.org or call +44 (0)20 7304 6970. You can also book training imeche.org/training-qualifications/training-details/mentoring-for-mpds. Online training is available via our Learning Management System.

Q: What does "Career Developer" refer to?
A: "Career Developer" is the IMechE's online suite of tools that includes MPDS/SRS Tools for Scheme Administrators and CPD Tool for professionally registered members.

DE Transfers and Fees

Q: A DE is transferring to another branch. Can they continue on MPDS?
A: Yes if the new branch is covered by your scheme's accreditation. If not, contact IPD@imeche.org for guidance.

Q: A DE received a fee reminder, but our company covers the cost.
A: Please provide the Purchase Order details so the Finance team can issue an invoice.

Q: We want to cover outstanding fees for all DEs and Mentors.
A: Send a list of all individuals to be included to MPDS@imeche.org, and a quote will be provided confirming the total outstanding fees.

Volunteering

Q: I'm interested in volunteering with IMechE. How can I get involved?
A: IMechE Members can visit Volunteering Opportunities to explore current roles and how to apply.

/imeche
/imeche
/imecheuk
/imecheglobal
/institution-of-mechanical-engineers

Institution of Mechanical Engineers
1 Birdcage Walk
Westminster
London SW1H 9JJ

+ 44 (0)20 7222 7899
enquiries@imeche.org
imeche.org